

Type No. _____
 Job Name _____
 Catalog No. _____



Vectra Series



Shown: V6N25WD96W2



- **6 Volt, 18 - 100 Watts**
12 Volt, 25 - 250 Watts
- **Maintenance Free, Sealed Lead Calcium or Nickel Cadmium Batteries**
- **General Duty Emergency Product with Steel Housing**

Housing

- 20 gauge (18 - 100 watt units) or 18 gauge (125 - 250 watt units) steel cabinet with a white epoxy powder coat finish
- Universal J-box mounting pattern (18 - 50W units) key hole slots or shelf mounting
- Available with a wide range of fully adjustable PAR 36 sealed beam tungsten or halogen; wedge base tungsten or halogen lamp heads
- Low profile push-to-test switch

Electronics

- 120/277 VAC dual voltage input capability
- Lead calcium units utilize a solid-state, fully automatic, voltage regulated charger
- Nickel cadmium units utilize a solid-state, constant current charger
- High capacity units operate a complete line of remote fixtures
- Brownout protection activates lights when AC voltage drops 20% below nominal
- Labor saving AC lockout feature
- Low voltage disconnect switch (LVD) prevents deep battery discharge

Electrical Specifications

6 and 12 volt
 18-50 watt units - 0.15 amps (120 VAC), 0.065 amps, (277 VAC)
 75-125 watt units - 0.50 amps (120 VAC), 0.22 amps, (277 VAC)
 12 volt
 150-250 watt units - 0.67 amps (120 VAC), 0.29 amps, (277 VAC)

Application

- Commercial locations where a functional, general duty emergency lighting unit is desired. The Vectra Series is a Made in the USA product

Warranty

Electronics: 3 years
 Battery: 1 year full, 4 years pro-rata (lead calcium)
 5 years full, 5 years pro-rata (nickel cadmium)

Code Compliance

- UL 924 listed
- NFPA 101, NEC, BOCA, OSHA, and IBC illumination standards
- Chicago Approved City Plan No. 9187E, 9188E

Battery

- Choice of maintenance free, sealed lead calcium or maintenance free, sealed nickel cadmium batteries
- Lead calcium battery has an expected service life of 5 years with an operating range of 65°F (19°C) to 85°F (30°C)**
- Nickel cadmium battery has an expected service life of 10 years with an operating range of 20°F (-7°C) to 95°F (35°C)**
- Nickel cadmium batteries are ideal for high ambient temperature areas

** Increases or decreases in temperature will affect battery performance and/or capacity. Optimum battery performance realized at 77°F (25°C).

Self-Diagnostics (optional)

- OmniTest Self-Diagnostics includes automatic and manual tests to ensure unit is operating properly, and assists user in meeting code requirements
- Verifies battery voltage and lamp continuity every 10 seconds
- Illuminates lamps and discharges battery for 3 minutes every 30 days. A manual test is available from 1 to 90 minutes

Operation

DC Voltage	Unit	Suggested Lamp Head	Watts to 87½ of Rated Voltage*			
			1½ hrs.	2 hrs.	4 hrs.	8 hrs.
6	V618W	D96W	18.0	13.5	7.0	—
	V625W	D96W	25.0	19.0	9.5	—
	V636W	D96W	36.0	27.0	14.0	7.2
	V650W	D96W	50.0	37.5	19.0	10.0
	V675W	DS186W	75.0	56.5	28.5	15.0
	V6100W	DS256W	100.0	75.0	38.0	20.0
	V6N25W	D96W	25.0	19.0	9.5	—
	V6N50W	D96W	50.0	37.5	19.0	10.0
12	V1236W	D912W	36.0	27.0	14.0	7.2
	V1250W	D912W	50.0	37.5	19.0	10.0
	V12100W	DS2512W	100.0	75.0	38.0	20.0
	V12150W	DS2512W	150.0	112.5	72.0	25.5
	V12250W	DS2512W	250.0	187.5	95.0	50.0
	V12N25W	D912W	25.0	19.0	9.5	—
	V12N50W	D912W	50.0	37.5	19.0	10.0
	V12N75W	DS912W	75.0	56.5	28.5	15.0
	V12N100W	DS2512W	100.0	75.0	38.0	20.0
	V12N125W	DS2512W	125.0	94.0	47.5	21.5
	V12N150W	DS2512W	150.0	112.5	72.0	25.5

* Per NEC Specifications

Vectra Series

Ordering Information

V								
SERIES	DC VOLTAGE	BATTERY	DC WATTAGE		HOUSING COLOR	HEAD TYPE	# OF HEADS	OPTIONS ¹
V = Vectra Series	6 = 6 Volt 12 = 12 Volt	Blank = Lead Calcium N = Nickel Cadmium	Lead Calcium: 6 Volt 18 = 18 watt 25 = 25 watt 36 = 36 watt 50 = 50 watt 75 = 75 watt 100 = 100 watt 12 Volt 36 = 36 watt 50 = 50 watt 100 = 100 watt 150 = 150 watt 250 = 250 watt	Nickel Cadmium: 6 Volt 25 = 25 watt 50 = 50 watt 12 Volt 25 = 25 watt 50 = 50 watt 75 = 75 watt 100 = 100 watt 125 = 125 watt 150 = 150 watt	W = White Blank = Tan	Please refer to Lamp Head Selection Chart below.	3 = Three 2 = Two 1 = One Blank = No Heads	A = Ammeter ² ACF1 = 120 VAC Fuse ACF2 = 277 VAC Fuse ACP1 = 120 VAC Power Switch ACP2 = 277 VAC Power Switch DCP = DC Power Switch ³ EX = Special Input Transformer ¹ (Specify voltage & frequency) I = Factory Installed Lamp Heads (18 - 50 W only) OT = OmniTest Self-Diagnostics OTAL = OmniTest w/ Alarm OTTD = OmniTest w/ Time Delay ⁴ TD1 = 120 VAC Time Delay TD2 = 277 VAC Time Delay

NOTES: 1) Some option configurations may impact UL listing. Consult factory for specifics. 2) Not available with OT, OTAL, or OTTD options. 3) Consult factory above 50 watt capacity. 4) 15 minute delay.

ACCESSORIES (ORDER AS A SEPARATE ITEM)
PVS = Polycarbonate Vandal Shield
WG5 = Wire Guard, 18-100W
WG = Wire Guard, 125-250W
MLSHELFW = White Mounting Shelf, 18-50W
MJSHELFW = White Mounting Shelf, 75-100W
MXSHELFW = White Mounting Shelf, 125-250W

Lamp Head Selection

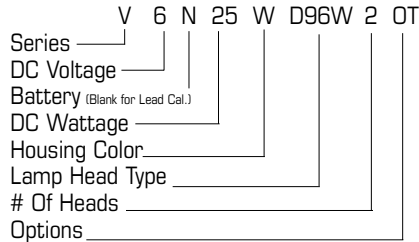


"D" Head
Thermoplastic
Wedge Base or
Sealed Beam Par 36

LightGuard's "D" head is the suggested head for the Vectra Metal Series. The lamp head is available in white to match the Vectra Series housing. For additional lamp heads, refer to the Accessories section of the LightGuard Specification Binder.

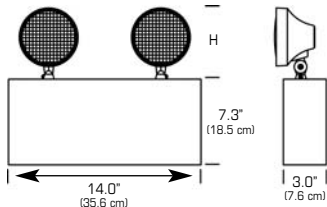
Type	Wattage	Order Code
6 Volt Tungsten Wedge Base	5.4	White D66W
	7.2	D76W
	9.0	D96W
6 Volt Tungsten Sealed Beam Par 36	8.0	White DS86W
	18.0	DS186W
	25.0 30.0	DS256W DS306W
12 Volt Tungsten Wedge Base	9.0	D912W
	12.5	D1212W
	17.9	D1812W
12 Volt Tungsten Sealed Beam Par 36	12.0	White DS1212W
	18.0	DS1812W
	25.0 30.0	DS2512W DS3012W

Ordering Example

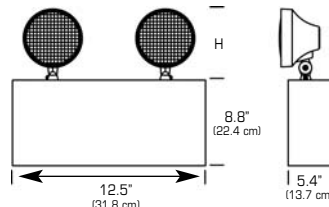


Dimensions

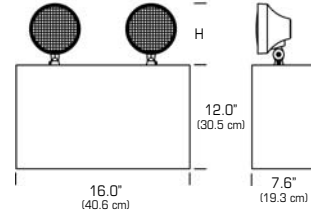
18W - 50W Lead Calcium & Nickel Cadmium



75W - 100W Lead Calcium & Nickel Cadmium



125W - 150W Nickel Cadmium 150W - 250W Lead Calcium



Dimensions are approximate and subject to change.

Suggested Specification

Furnish and install LightGuard's Vectra Series model _____. Upon failure or brownout of utility power, the units shall automatically transfer to battery power and maintain the required illumination for a period of 90 minutes. Upon restoration of utility power, the charger shall restore the battery to full charge per UL 924 standard requirements.

CHARGER - Sealed lead calcium battery units shall be equipped with a solid-state, voltage regulated charger. Nickel cadmium units shall be equipped with a solid-state constant current charger.

BATTERY - The battery shall be either maintenance free, sealed lead calcium or maintenance free, sealed nickel cadmium.

HOUSING - The housing shall be 20 gauge (18 - 100 watt units) or 18 gauge (125 - 250 watt units) steel with a white epoxy powder coat finish.

SELF-DIAGNOSTICS (optional) - The unit shall include OmniTest self-diagnostics. OmniTest shall conduct the following automatic tests: battery voltage and lamp continuity every 10 seconds, a 3 minute battery discharge and lamp illumination test every 30 days, and a 30 minute battery discharge and lamp illumination test every 6 months. OmniTest shall also conduct the following manual tests: three minute, 30 minute and 90 minute battery discharge and lamp illumination tests and optional audible alarm test.

ALL SPECIFICATIONS SUBJECT TO CHANGE WITHOUT NOTICE



272 West Stag Park Service Road • Burgaw, NC 28425
(910) 259-1131 • FAX (800) 403-6927
www.lightguard.com

L2061R20
3/10 IH