


Type No. _____
Job Name _____
Catalog No. _____



Shown: DLTC



DLTC

Down-Lighting Transfer Circuit

- 2x 75 Watt Channels
- Combine With Existing Low Voltage Down-Lighting

Housing

- Housing and cover are constructed of 20 gauge galvanized steel
- Three knockouts for conduit attachment are provided
- A grounding lead is provided inside the housing

Illumination

- Two channel device providing switching for up to 75 watts per channel

Installation

- Two #8 sheet metal screws are provided for mounting the Low Voltage Transfer Module
- The DLTC is listed for use in insulated ceilings (IC Rated)
- Backplate is provided with convenient keyhole slots for mounting and a tamperproofing option is available

Application

- Any application where existing low-voltage down-lighting is desired to be used for emergency lighting
- Special Requirement - Determine the maximum wattage draw of the down-light fixture and be certain that the 12 VDC emergency supply unit equipment is capable of sustaining that load for a minimum of 90 minutes as required by code
- DLTC is a Made in the USA product

Warranty

- Three years full warranty

Electronics

- Load - Reverse Polarity protected with low battery voltage disconnect (standard in all LightGuard emergency battery units)

Electrical Specifications

Input power requirements at 12 VAC
.72 Watts

Output power requirements at 12 VDC
2 channel at 75 watt maximum each

Code Compliance

- Listed for Insulated Ceiling Systems (IC Rated)
- Damp location listing standard 32°F (0°C) to 122°F (50°C)
- ETL Listed to UL 924 standards

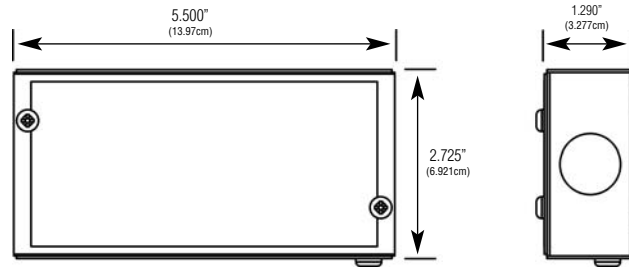
Operating Temperature Range

- 32°F (0°C) to 122°F (50°C)

Ordering Information

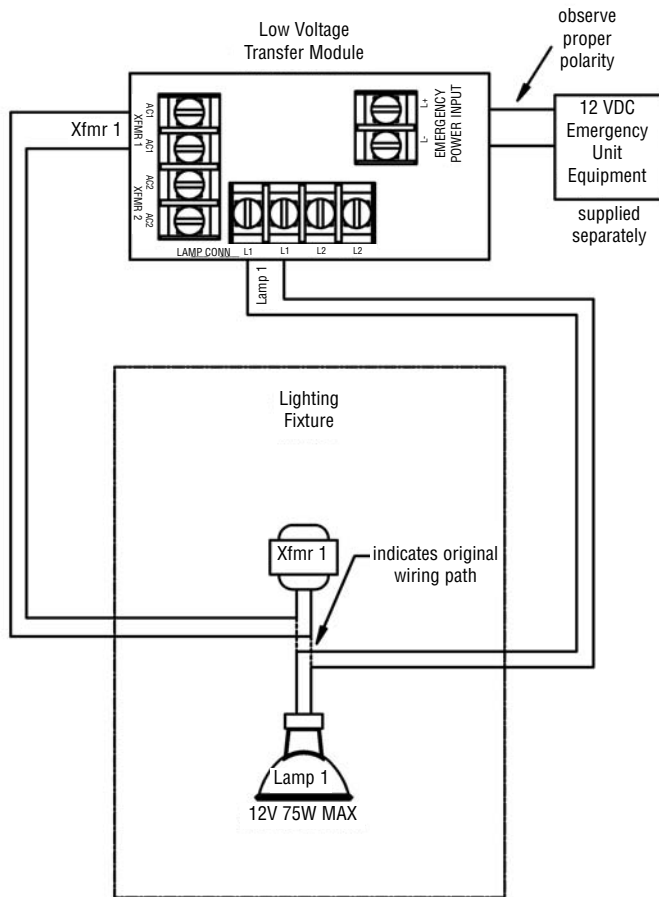
DLTC
SERIES
DLTC = Down-Lighting Transfer Circuit

Dimensions

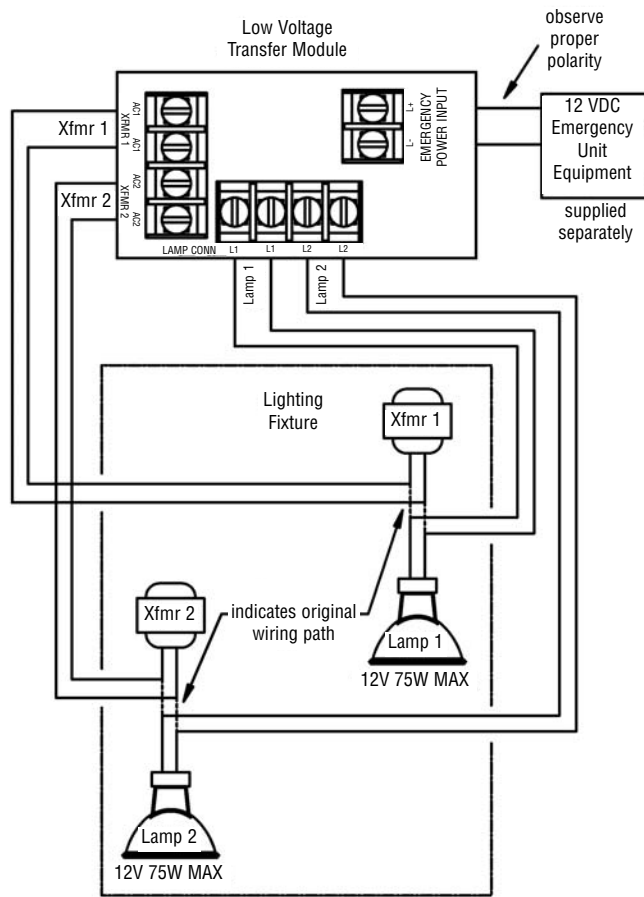


Dimensions are approximate and subject to change.

ONE LAMP INSTALLATION



TWO LAMP INSTALLATION



Suggested Specification

Furnish and install LightGuard's model _____ . The unit shall be constructed to meet Underwriters Laboratories, Inc. Standard 924 and the National Electrical Code (NEC).

INSTALLATION AND OPERATION – Unit shall be easily field connected to low voltage down-lighting and 12 volt emergency power unit. Installation must comply with the NEC as well as other applicable codes. Upon utility power failure, the unit shall automatically transfer 12 volt emergency power from an external source to low voltage down-lighting.

TRANSFER CIRCUITRY – Unit shall have two channels capable of switching up to 75 watts each

ILLUMINATION – Unit shall be capable of transferring 75 watts of emergency load per channel. The product shall have two independently fused output circuits

HOUSING – Housing construction shall be of 20 gauge galvanized steel. The unit shall be supplied with three knockouts for the attachment of conduit. The unit shall bear an Insulated Ceiling Rating (IC Rated) and be damp location listed with an application temperature range of 32°F (0°C) to 122°F (50°C).

ALL SPECIFICATIONS SUBJECT TO CHANGE WITHOUT NOTICE



272 West Stag Park Service Road • Burgaw, NC 28425
 (910) 259-1131 • FAX (800) 403-6927
 www.lightguard.com

L2366R5
 3/10 IH