



Shown: VSW1GE25

Vintage Signage

- White LED Illuminated Edge-Lit Special Wording Signage
- AC Only Operation
- Universal Mounting

Housing

- Premium die-cast aluminum housing
- Available in a full range of finishes (see Ordering Information)
- Standard universal mounting capabilities include recessed ceiling mount, surface ceiling mount, surface end mount and surface wall mount
- Surface mount to a standard 3 1/2" octagonal junction box
- Bar hanger bracket kit is standard for recessed applications

Illumination

- Illumination is provided by high-brightness white LEDs in an optical array to provide even illumination

Application

- Ideal for architectural, commercial, retail or office locations where an attractive, highly reliable and easily installable signage is needed
- Vintage Signage meets the Buy American requirements

Electronics

AC Only

- 120/277 VAC dual voltage input with surge protection

Electrical Specifications

AC Only

- 120 VAC - 60 Hz, 0.084 A, 9.1 W, 0.90 Pf
- 277 VAC - 60 Hz, 0.037 A, 9.3 W, 0.90 Pf

Code Compliance

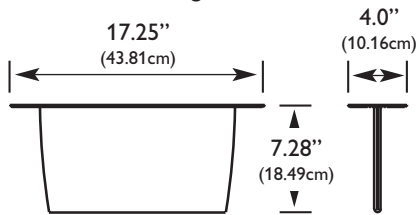
- UL 48 listed
- IC rated
- UL damp location listing 32°F (0°C) to 104°F (40°C)
- Meets ADA specifications for wall mounted lighting fixtures

Warranty

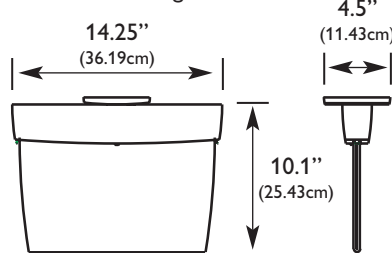
- Electronics: 3 years

Dimensions

6" Recessed Ceiling Mount



6" Surface Ceiling Mount



Ordering Information

VS						
SERIES	HOUSING FINISH	# OF FACES	GRAPHICS COLOR	LENS INSERT	SPECIAL WORDING	FACTORY INSTALLED OPTIONS
VS = Vintage Series White LED AC-Only Signage	A = Brushed Aluminum B = Black W = White N = Nickel G = Gunmetal BR = Ornamental Bronze AC = Aged Copper VG = Velvet Green GR = Granite	1 = Single Face 2 = Double Face	R = Red G = Green B = Blue K = Black Y = Yellow Optional text colors available, consult factory.	Blank = Clear M = Mirror	See Back Page or Consult Factory	Blank = No Options FL = AC Flasher RFL = Remote Switched Flasher Options Description FL - AC Flasher option enables the sign to operate in a 50% duty cycle flashing mode any time AC power is present. This option allows off or flashing operation. RFL - Remote Switched Flasher option allows for an external, normally open, dry contact switch to control the flashing mode. This mode allows for off, on, or flashing operation.
ACCESSORIES (Ordered Separately) PKIT12W = Pendant Kit, 12" White* PKIT12B = Pendant Kit, 12" Black* NOTE: *Custom pendant lengths and colors available, consult factory.						

Special Wording Examples (consult factory for additional options)



E2



E4



E6



E8




E11



E14




E16



E17



E24



E25



E26




E27



E28



E29



E30